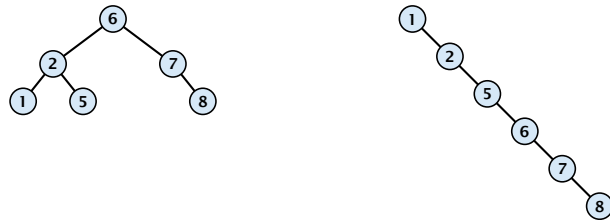


## 7.1 Binary Search Trees

An (internal) **binary search tree** stores the elements in a binary tree. Each tree-node corresponds to an element. All elements in the left sub-tree of a node  $v$  have a smaller key-value than  $\text{key}[v]$  and elements in the right sub-tree have a larger-key value. We assume that all key-values are different.

(External Search Trees store objects only at leaf-vertices)

Examples:



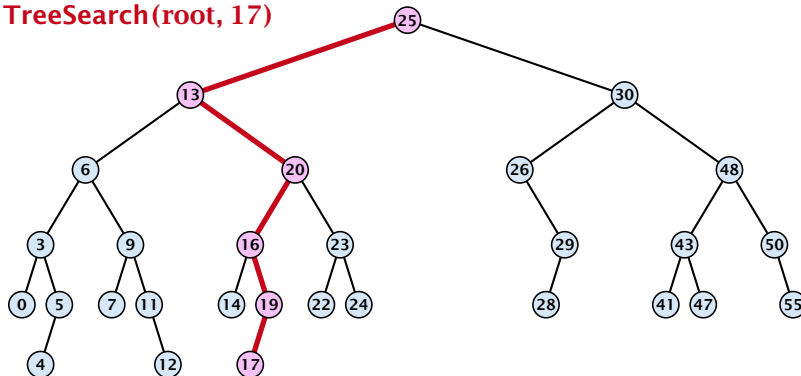
## 7.1 Binary Search Trees

We consider the following operations on binary search trees. Note that this is a super-set of the dictionary-operations.

- ▶  $T.\text{insert}(x)$
- ▶  $T.\text{delete}(x)$
- ▶  $T.\text{search}(k)$
- ▶  $T.\text{successor}(x)$
- ▶  $T.\text{predecessor}(x)$
- ▶  $T.\text{minimum}()$
- ▶  $T.\text{maximum}()$

## Binary Search Trees: Searching

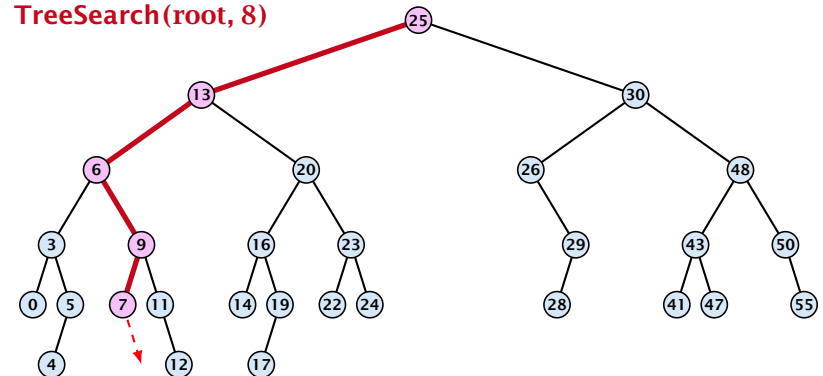
**TreeSearch(root, 17)**



**Algorithm 5**  $\text{TreeSearch}(x, k)$   
 1: **if**  $x = \text{null}$  **or**  $k = \text{key}[x]$  **return**  $x$   
 2: **if**  $k < \text{key}[x]$  **return**  $\text{TreeSearch}(\text{left}[x], k)$   
 3: **else return**  $\text{TreeSearch}(\text{right}[x], k)$

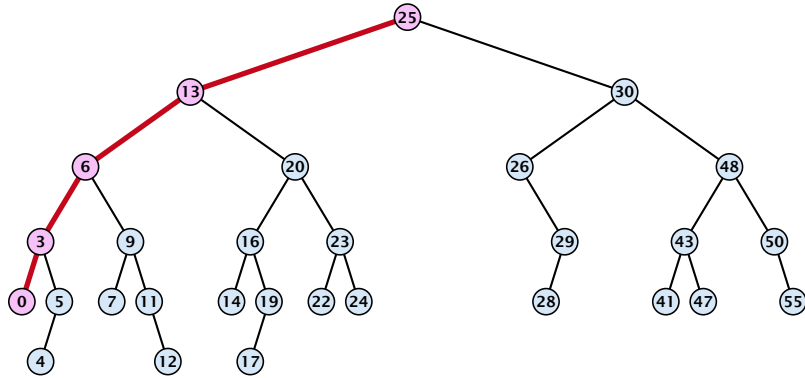
## Binary Search Trees: Searching

**TreeSearch(root, 8)**



**Algorithm 5**  $\text{TreeSearch}(x, k)$   
 1: **if**  $x = \text{null}$  **or**  $k = \text{key}[x]$  **return**  $x$   
 2: **if**  $k < \text{key}[x]$  **return**  $\text{TreeSearch}(\text{left}[x], k)$   
 3: **else return**  $\text{TreeSearch}(\text{right}[x], k)$

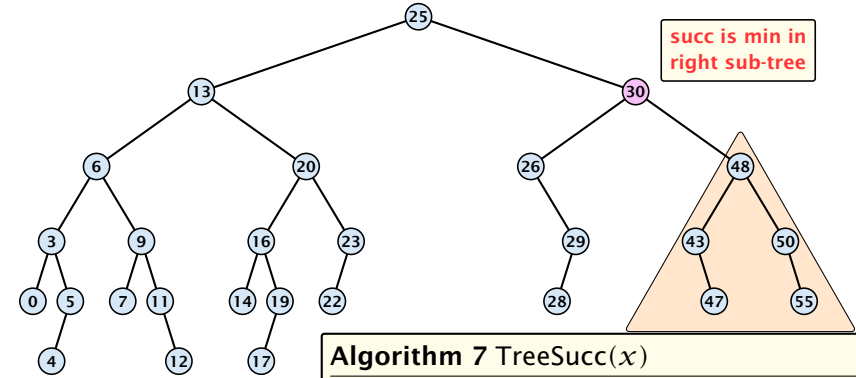
## Binary Search Trees: Minimum



### Algorithm 6 TreeMin( $x$ )

- 1: if  $x = \text{null}$  or  $\text{left}[x] = \text{null}$  return  $x$
- 2: return  $\text{TreeMin}(\text{left}[x])$

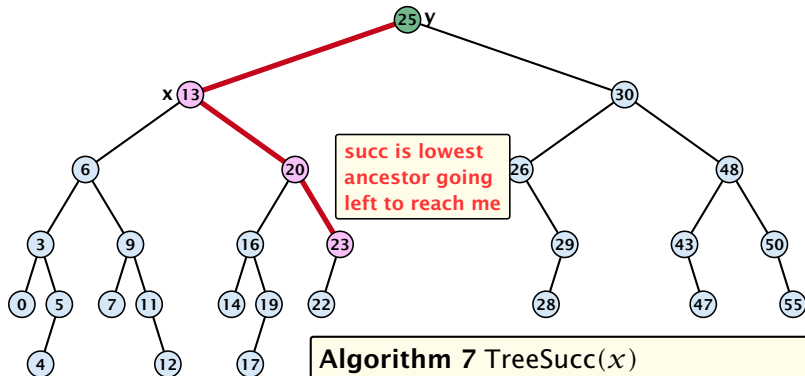
## Binary Search Trees: Successor



### Algorithm 7 TreeSucc( $x$ )

- 1: if  $\text{right}[x] \neq \text{null}$  return  $\text{TreeMin}(\text{right}[x])$
- 2:  $y \leftarrow \text{parent}[x]$
- 3: while  $y \neq \text{null}$  and  $x = \text{right}[y]$  do
- 4:      $x \leftarrow y; y \leftarrow \text{parent}[y]$
- 5: return  $y$ ;

## Binary Search Trees: Successor



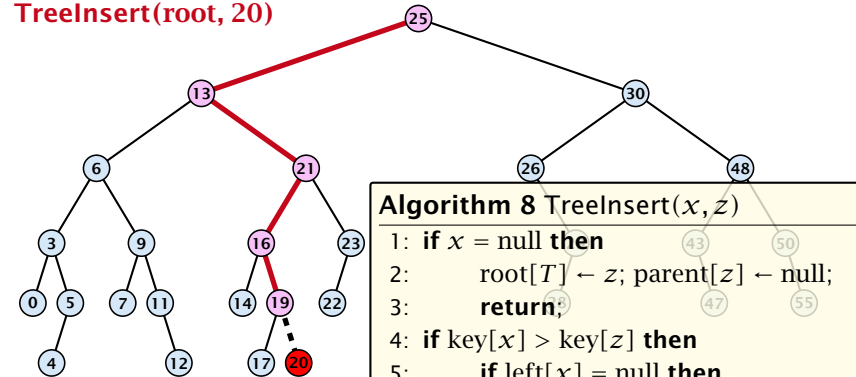
### Algorithm 7 TreeSucc( $x$ )

- 1: if  $\text{right}[x] \neq \text{null}$  return  $\text{TreeMin}(\text{right}[x])$
- 2:  $y \leftarrow \text{parent}[x]$
- 3: while  $y \neq \text{null}$  and  $x = \text{right}[y]$  do
- 4:      $x \leftarrow y; y \leftarrow \text{parent}[y]$
- 5: return  $y$ ;

## Binary Search Trees: Insert

Insert element **not** in the tree.

**TreeInsert(root, 20)**

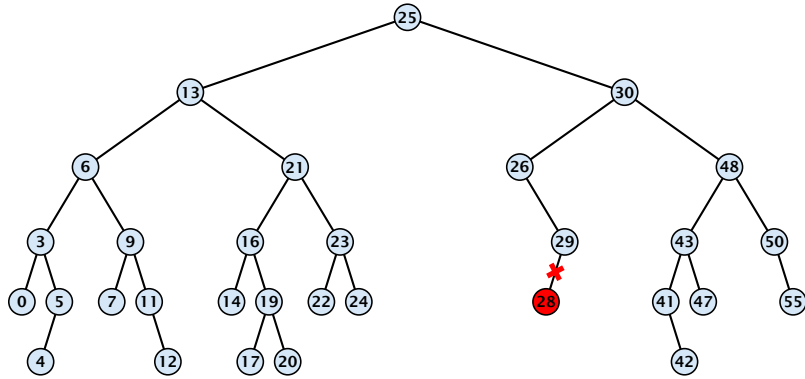


Search for  $z$ . At some point the search stops at a null-pointer. This is the place to insert  $z$ .

### Algorithm 8 TreeInsert( $x, z$ )

- 1: if  $x = \text{null}$  then
- 2:      $\text{root}[T] \leftarrow z; \text{parent}[z] \leftarrow \text{null};$
- 3:     return;
- 4: if  $\text{key}[x] > \text{key}[z]$  then
- 5:     if  $\text{left}[x] = \text{null}$  then
- 6:          $\text{left}[x] \leftarrow z; \text{parent}[z] \leftarrow x;$
- 7:     else  $\text{TreeInsert}(\text{left}[x], z);$
- 8: else
- 9:     if  $\text{right}[x] = \text{null}$  then
- 10:          $\text{right}[x] \leftarrow z; \text{parent}[z] \leftarrow x;$
- 11:     else  $\text{TreeInsert}(\text{right}[x], z);$

## Binary Search Trees: Delete

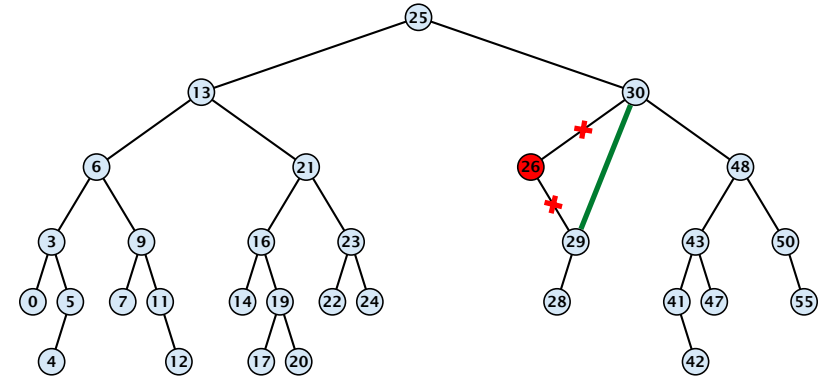


### Case 1:

Element does not have any children

- Simply go to the parent and set the corresponding pointer to null.

## Binary Search Trees: Delete

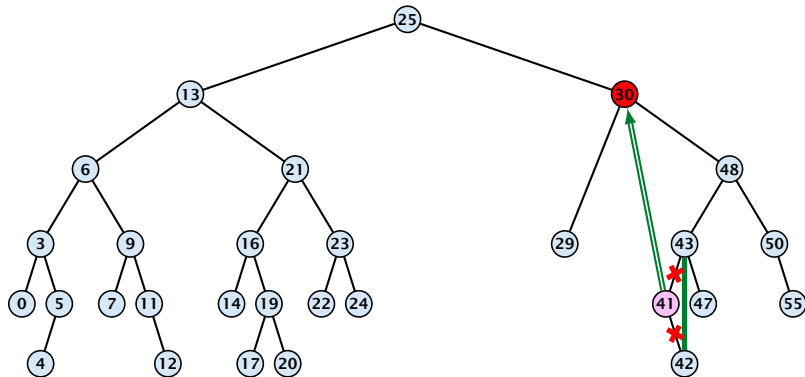


### Case 2:

Element has exactly one child

- Splice the element out of the tree by connecting its parent to its successor.

## Binary Search Trees: Delete



### Case 3:

Element has two children

- Find the successor of the element
- Splice successor out of the tree
- Replace content of element by content of successor

## Binary Search Trees: Delete

### Algorithm 9 TreeDelete( $z$ )

```

1: if left[z] = null or right[z] = null
2:   then  $y \leftarrow z$  else  $y \leftarrow \text{TreeSucc}(z)$ ;   select  $y$  to splice out
3: if left[y]  $\neq$  null
4:   then  $x \leftarrow \text{left}[y]$  else  $x \leftarrow \text{right}[y]$ ;  $x$  is child of  $y$  (or null)
5: if  $x \neq \text{null}$  then parent[x]  $\leftarrow$  parent[y];   parent[x] is correct
6: if parent[y] = null then
7:   root[T]  $\leftarrow$  x
8: else
9:   if  $y = \text{left}[\text{parent}[x]]$  then
10:    left[parent[y]]  $\leftarrow$  x
11:   else
12:    right[parent[y]]  $\leftarrow$  x
13: if  $y \neq z$  then copy  $y$ -data to  $z$ 
    
```

## Balanced Binary Search Trees

All operations on a binary search tree can be performed in time  $\mathcal{O}(h)$ , where  $h$  denotes the height of the tree.

However the height of the tree may become as large as  $\Theta(n)$ .

### Balanced Binary Search Trees

With each insert- and delete-operation perform **local** adjustments to guarantee a height of  $\mathcal{O}(\log n)$ .

AVL-trees, Red-black trees, Scapegoat trees, 2-3 trees, B-trees, AA trees, Treaps

similar: SPLAY trees.